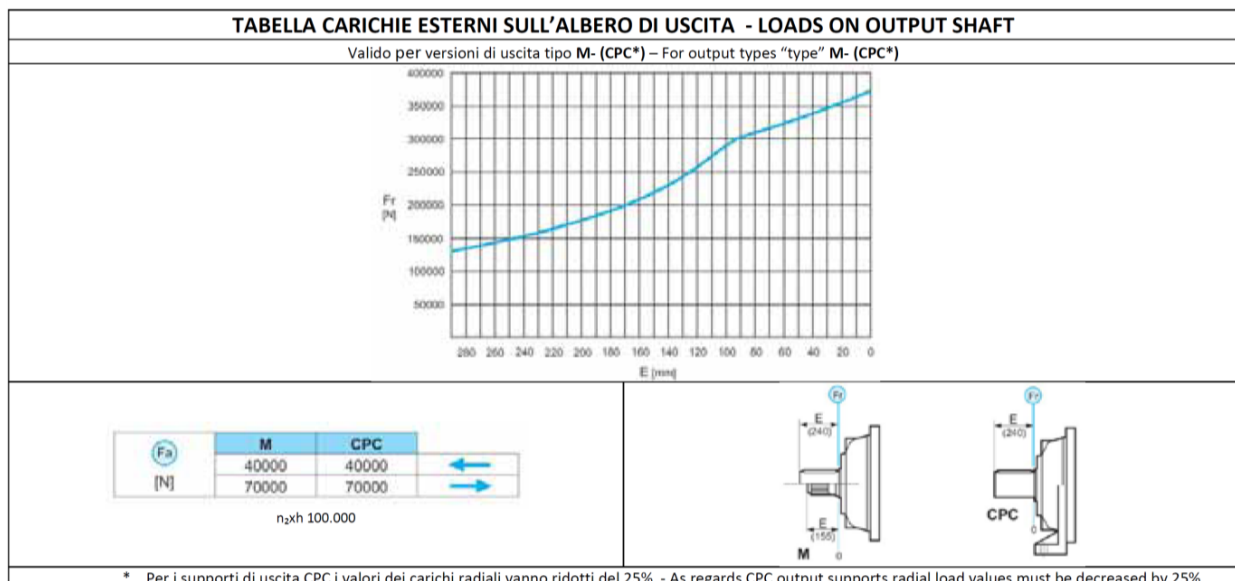


PR 9000

Technical data

PR 9001			PR 9002			PR 9003			PR 9004			PRA 9003			PRA 9004		
n ₁ max 750 RPM			n ₁ max 1500 RPM			n ₁ max 2500 RPM			n ₁ max 2800 RPM			n ₁ max 2500 RPM			n ₁ max 2800 RPM		
Pt(kW) 80			Pt(kW) 65			Pt(kW) 45			Pt(kW) 30			Pt(kW) 45			Pt(kW) 30		
i	Mc daNm	Mmax daNm	i	Mc daNm	Mmax daNm	i	Mc daNm	Mmax daNm	i	Mc daNm	Mmax daNm	i	Mc daNm	Mmax daNm	i	Mc daNm	Mmax daNm
4.00	9900	19800	16.1	9900	19800	59.3	9900	19800	224.0	9900	19800	49.6	9900	19800	247.4	9900	19800
5.10	7900	15800	20.4	7900	15800	71.6	9900	19800	244.6	9900	19800	64.5	9900	19800	266.3	9900	19800
			21.0	9900	19800	80.8	9900	19800	270.5	9900	19800	81.7	7900	15800	322.8	9900	19800
			26.6	7900	15800	93.1	9900	19800	306.3	9900	19800	95.5	7900	15800	389.9	9900	19800
			31.9	7900	15800	105.1	9900	19800	355.8	9900	19800	124.1	7900	15800	419.7	9900	19800
						117.8	7900	15800	398.3	9900	19800	149.2	7900	15800	459.6	7900	15800
						121.9	9900	19800	429.7	9900	19800				506.9	9900	19800
						133.0	7900	15800	462.5	9900	19800				572.3	9900	19800
						154.3	7900	15800	504.1	7900	15800				638.4	7900	15800
						185.5	7900	15800	543.9	7900	15800				663.9	9900	19800
									585.4	7900	15800				724.4	7900	
									630.7	9900	19800				771.1	7900	
									687.4	7900	15800				840.3	7900	
									742.0	7900	15800				1010.0	7900	
									798.3	7900	15800						
									854.4	7900	15800						
									926.0	7900	15800						
									1119.0	7900	15800						
									1344.9	7900	15800						
									1623.2	7900							

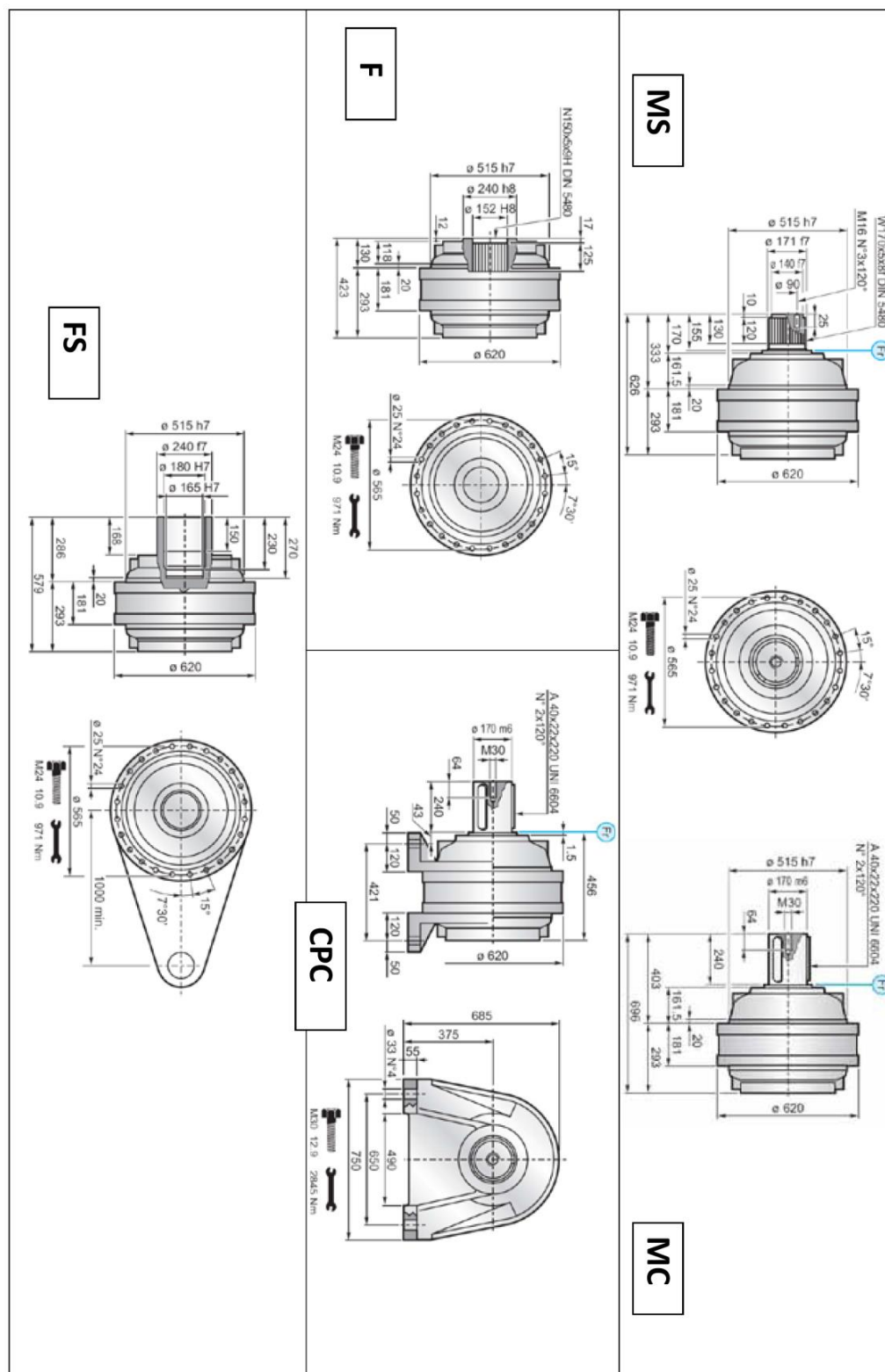
MODELLO - MODEL		PR 9001			PR 9002			PR 9003			PR 9004			PRA 9003			PRA 9004		
TIPO USCITA - OUTPUT TYPE		M	F	P	M	F	P	M	F	P	M	F	P	M	F	P	M	F	P
PESO - WEIGHT		Kg.			519	423	-	635	539	-	662	566	-	673	577	-	699	603	-
Olio - Oil Lt.	Orizzontale - Horizontal	8.7	7.5	-	10.0	8.8	-	11.2	10.0	-	11.6	10.4	-	15.7	14.5	-	13.2	12.0	-
	Verticale - Vertical	17.4	15.0	-	20.0	17.5	-	22.4	20.0	-	23.2	20.8	-	29.4	27.0	-	24.4	22.0	-



The data specified into this catalogue are for product description purpose only and must not be interpreted as warranted characteristic in legal sense. Intermot reserves the right to implement modification without notice. 48

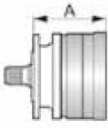
PR 9000

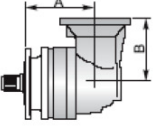
Dimensional drawings



PR 9000

Special versions

	VERSIONE USCITA – OUTPUT TYPE				ENTRATA TIPO INPUT TYPE
	F	MC – MS	CPC	FS	
PR 9001	A 293	A 293	A 456	A 293	-
PR 9002	A 475	A 475	A 638	A 475	C
PR 9003	A 569	A 569	A 732	A 569	B
PR 9004	A 629	A 629	A 792	A 629	A

	VERSIONE USCITA – OUTPUT TYPE				ENTRATA TIPO INPUT TYPE
	F	MC – MS	CPC	FS	
PRA 9003	A 555 , B 315	A 555 , B 315	A 718 , B 315	A 555 , B 315	B
PRA 9004	A 657 , B 240	A 657 , B 240	A 820 , B 240	A 657 , B 240	A

