

PR 3000

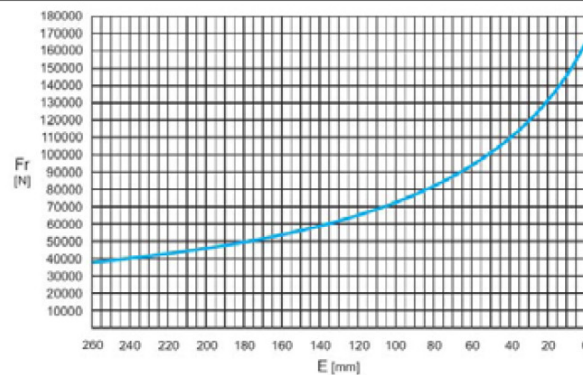
Technical data

PR 3002			PR 3003			PR 3004			PRA 3003			PRA 3004		
n ₁ max 2000 RPM			n ₁ max 2800 RPM			n ₁ max 2800 RPM			n ₁ max 2800 RPM			n ₁ max 2800 RPM		
Pt(kW) 34			Pt(kW) 23			Pt(kW) 17			Pt(kW) 23			Pt(kW) 17		
i	Mc daNm	Mmax daNm	i	Mc daNm	Mmax daNm	i	Mc daNm	Mmax daNm	i	Mc daNm	Mmax daNm	i	Mc daNm	Mmax daNm
14.2	3076	6152	64.6	3076	6152	251.4	3076	6152	59.2	3076	6152	306.0	3076	6152
17.1	3076	6152	73.5	3076	6152	300.9	3076	6152	77.4	3076	6152	352.6	3076	6152
22.4	3076	6152	88.6	3076	6152	314.9	3076	6152	93.3	3076	6152	385.0	3076	6152
29.1	2378	4756	102.9	3076	6152	328.5	3076	6152	121.0	3076	6152	460.7	3076	6152
35.1	2378	4756	124.3	3076	6152	362.6	3076	6152	158.6	2378	4756	519.8	2378	4756
			134.4	3076	6152	379.6	3076	6152	191.1	2378	4756	598.9	2378	4756
						396.0	3076	6152				676.7	3076	6152
						427.0	3076	6152				729.3	2378	4756
						477.3	3076	6152				819.1	2378	4756
						517.4	3076	6152				951.2	2378	4756
						576.0	3076	6152				1385.5	2378	4756
						623.7	3076	6152						
						694.3	3076	6152						
						752.6	3076	6152						
						838.9	3076	6152						
						1015.5	2378	4756						
						1425.0	2378	4756						

MODELLO - MODEL		PR 3002			PR 3003			PR 3004			PRA 3003			PRA 3004		
TIPO USCITA - OUTPUT TYPE		M	F	P	M	F	P	M	F	P	M	F	P	M	F	P
PESO - WEIGHT Kg.		237	196	-	253	212	-	261	220	-	336	299	-	293	252	-
Olio - Oil Lt.	Orizzontale - Horizontal	5.3	4.5	-	5.8	5.0	-	6.1	5.3	-	10.2	9.4	-	8.2	7.0	-
	Verticale - Vertical	10.6	9.0	-	11.6	10.0	-	12.2	10.6	-	20.4	18.8	-	16.4	14.0	-

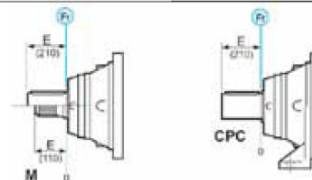
TABELLA CARICIE ESTERNI SULL'ALBERO DI USCITA - LOADS ON OUTPUT SHAFT

Valido per versioni di uscita tipo M- (CPC*) - For output types "type" M- (CPC*)



F _r [N]	M	CPC
	75000	75000
95000	95000	

n₂xh 100.000

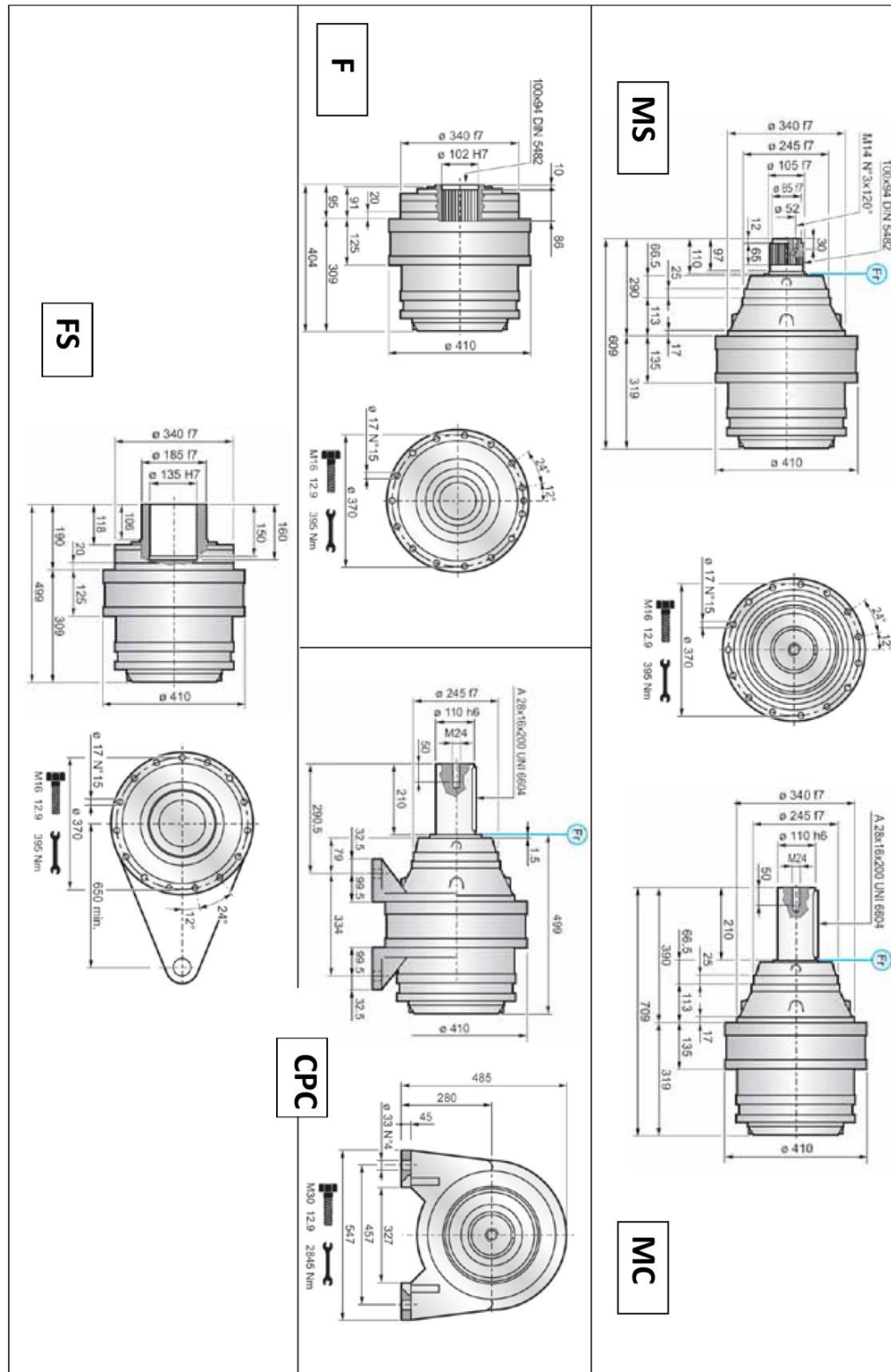


* Per i supporti di uscita CPC i valori dei carichi radiali vanno ridotti del 25% - As regards CPC output supports radial load values must be decreased by 25%

The data specified into this catalogue are for product description purpose only and must not be interpreted as warranted characteristic in legal sense. Intermot reserves the right to implement modification without notice. 36

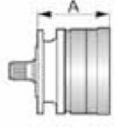
PR 3000

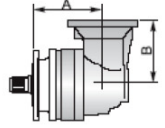
Dimensional drawings



The data specified into this catalogue are for product description purpose only and must not be interpreted as warranted characteristic in legal sense. Intermot reserves the right to implement modification without notice. 37

PR 3000 Special versions

	VERSIONE USCITA – OUTPUT TYPE				ENTRATA TIPO INPUT TYPE
	F	MC – MS	CPC	FS	
PR 3002	A 309	A 319	A 499	A 309	B
PR 3003	A 381	A 391	A 571	A 381	A
PR 3004	A 442	A 452	A 632	A 442	A

	VERSIONE USCITA – OUTPUT TYPE				ENTRATA TIPO INPUT TYPE
	F	MC – MS	CPC	FS	
PRA 3003	A 397, B 240	A 407, B 240	A 586, B 240	A 397, B 240	A
PRA 3004	A 469, B 240	A 479, B 240	A 657, B 240	A 469, B 240	A

